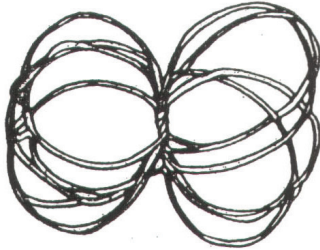



Molding Instructions for Bird Nest Frame

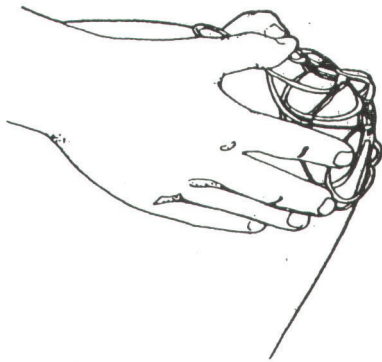
1. Separate the coil into two circles, forming a figure eight.



2. Spread the coils out into a flat flower shape.



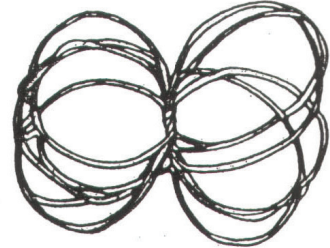
3. The frame can then be molded into a nest shape by pressing it against a bent knee or elbow.



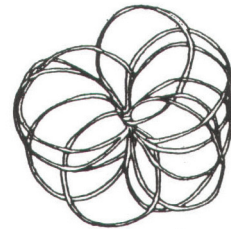
4. Materials can now be woven into or molded on the frame.

Molding Instructions for Bird Nest Frame

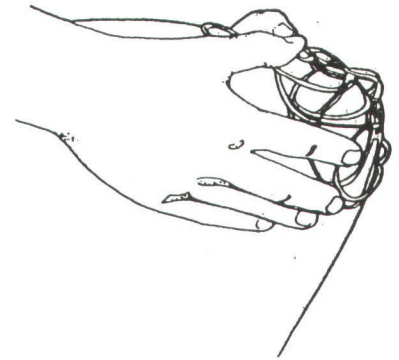
1. Separate the coil into two circles, forming a figure eight.



2. Spread the coils out into a flat flower shape.



3. The frame can then be molded into a nest shape by pressing it against a bent knee or elbow.



4. Materials can now be woven into or molded on the frame.